


FTC** | 刀杆 Holder

FTC刀杆,适配FTC系列成型刀片
FTC Holders, match FTC series profiling inserts.

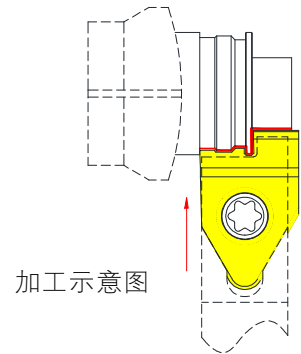
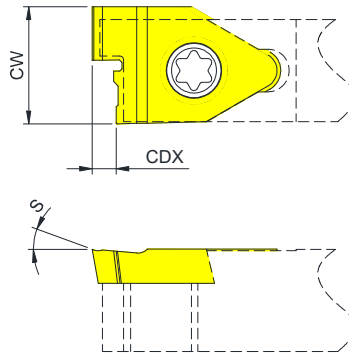


- > 图示为平装无方向刀杆
- > Shown in laydown version
- > 配套刀片参考 第 G02 页
- > Related inserts please refer to page G02
- > 切削参数请参考 第 A04 页
- > Cutting condition refer to page A04.

刀杆型号 Holder model	主要尺寸 Dimensions					参考图示 Rated Figure	适配刀片 Rated Inserts	配件 Accessories	
	H	B	L	B1	H1			螺丝 Screw	扳手 Wrench
FTC0808K-08N	8.0	8.0	120	0.00	8.00	Figure B	FTC08R/L.XXXXX.XX	M3.0*7	T10
FTC1010K-10N	10.0	10.0	120	0.00	10.00	Figure A	FTC10.XXXXX.XX	M4.0*10	T15
FTC1212K-12N	12.0	12.0	120	1.50	12.00	Figure A	FTC12.XXXXX.XX	M5.0*10	T20
FTC1616K-16N	16.0	16.0	120	1.60	16.00	Figure A	FTC10.XXXXX.XX	M4.0*10	T15

● 标准库产品/Standard in stock ○ 按订单生产产品/Make to order

AF-通用槽型,适合大多数工况
AF - Chip breaker for general condition



加工示意图

- > 图示为右手刀片
- > Shown in left version
- > 配套刀杆参考第 G01 页
- > Related holder refer to page G01
- > 切削参数请参考第 A04 页
- > Cutting condition refer to page A04.

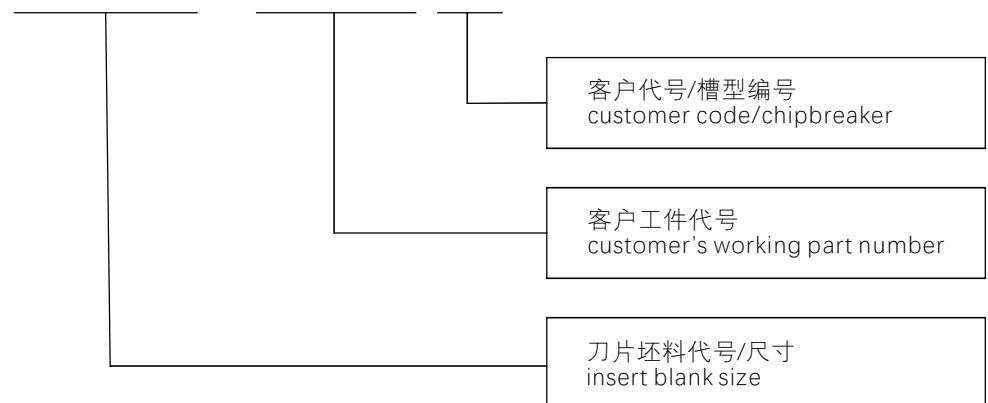
刃型轮廓和切削刃宽度均可根据需要定制
The profile and CW can be customized

刀片型号 Insert model	主要尺寸 Dimensions						材质 Grades			
	R	KA	S	WR	CW	CDX	AS3215	AS1015	AM3025	AM12
FTC08R/L.XXXXXX.AF	----	----	----	----	8.00	4.50	○	○	○	○
FTC10.XXXXXX.AF	----	----	----	----	10.00	6.00	○	○	○	○
FTC12.XXXXXX.AF	----	----	----	----	13.50	6.00	○	○	○	○
FTC16.XXXXXX.AF	----	----	----	----	17.50	8.00	○	○	○	○

● 标准库存产品/Standard in stock ○ 按订单生产产品/Make to order

型号说明
Code Designation

FTC08R/L. XXXXXX. AF



下单前请提供工件图,我们设计好刀片后将会提供相应的图纸供您确认
Please provide the working part and your detail requests before you place an order,
we will design the tools and provide you the drawing for your confirm.

T16** | 刀杆 Holder

FTC刀杆,适配FTC系列成型刀片
FTC Holders, match FTC series profiling inserts.




Figure B

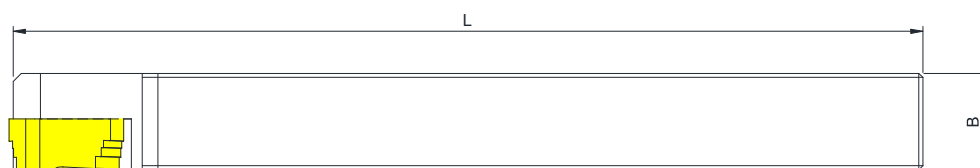
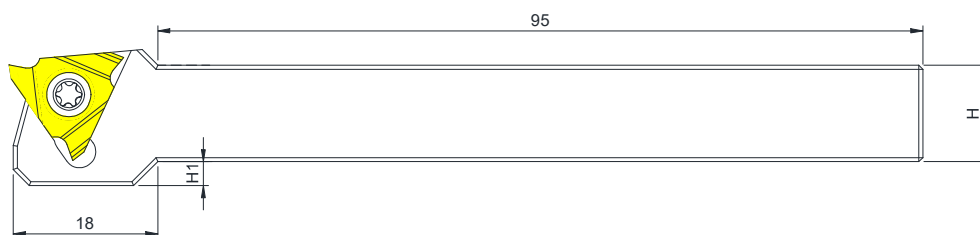


Figure A



- > 图示为平装无方向刀杆
- > Shown in laydown version
- > 配套刀片参考 第 H02 页
- > Related inserts refer to page H02
- > 切削参数请参考 第 A04 页
- > Cutting condition refer to page A04.

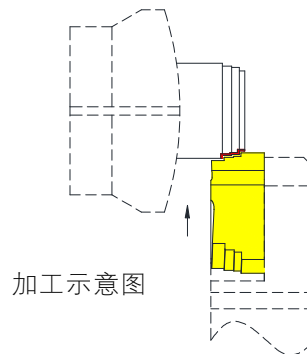
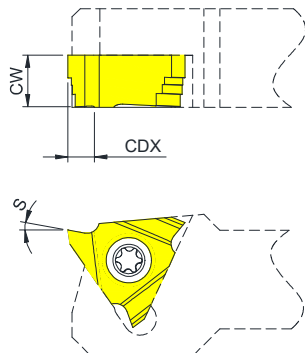
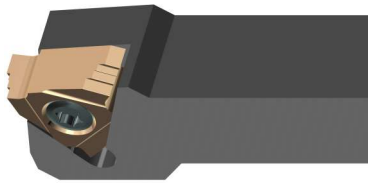
刀杆型号 Holder model	主要尺寸 Dimensions					参考图示 Rated Figure	适配刀片 Rated Inserts	配件 Accessories	
	H	B	L	B1	H1			螺丝 Screw	扳手 Wrench
SR1010K-T1604	10.0	10.0	120	0.00	3.00	Figure A	T1604.XXXXX.XX	M4.0*10	T15
SR1010K-T1606	12.0	12.0	120	2.00	3.00	Figure A	T1606.XXXXX.XX	M5.0*10	T15
SR1212K-T1604	12.0	12.0	120	0.00	3.00	Figure A	T1604.XXXXX.XX	M4.0*10	T15
SR1212K-T1606	12.0	12.0	120	0.00	3.00	Figure A	T1606.XXXXX.XX	M4.0*10	T15
SR1212K-T1608	12.0	12.0	120	4.00	3.00	Figure 8	T1608.XXXXX.XX	M4.0*10	T15
SR1616K-T1604	16.0	16.0	120	0.00	3.00	Figure A	T1604.XXXXX.XX	M4.0*10	T15
SR1616K-T1606	16.0	16.0	120	0.00	3.00	Figure A	T1606.XXXXX.XX	M4.0*10	T15
SR1616K-T1608	16.0	16.0	120	0.00	3.00	Figure 8	T1608.XXXXX.XX	M4.0*10	T15

● 标准备库产品/Standard in stock ○ 按订单生产产品/Make to order

T16** | 成型加工 Profiling

本系列主要应用于走芯机车床
The series mainly used in SWISS lathe

AF-通用槽型,适合大多数工况
AF-Chip breaker for general condition



- > 图示为右手刀片
- > Shown in left version
- > 配套刀杆参考 第 H01 页
- > Related holder refer to page H01
- > 切削参数请参考 第 A04 页
- > Cutting condition refer to page A04.

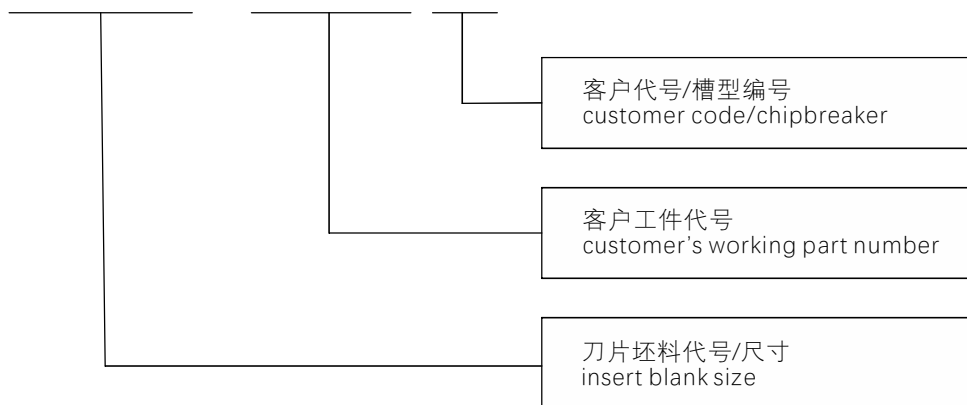
刃型轮廓和切削刃宽度均可根据需要定制
The profile and CW can be customized

刀片型号 Insert model	主要尺寸 Dimensions						材质 Grades			
	R	KA	S	WR	CW	CDX	AS3215	AS1015	AM3025	AM12
T1604.XXXXXXXXXX.AF	----	----	----	----	4.76	3.50	○	○	○	○
T1606.XXXXXXXXXX.AF	----	----	----	----	6.00	3.50	○	○	○	○
T1608.XXXXXXXXXX.AF	----	----	----	----	8.00	3.50	○	○	○	○

● 标准库存产品/Standard in stock ○ 按订单生产产品/Make to order

型号说明
Code Designation

T1604R/L. XXXXXX. AF



下单前请提供工件图,我们设计好刀片后将会提供相应的图纸供您确认
Please provide the working part and your detail requests before you place an order,
we will design the tools and provide you the drawing for your confirm.